



Ridder Growing Solutions B.V.
Honderdland 131
2676 LT
Maasdijk

Telephone: +31(0)153620300
E-mail: Info@Ridder.com
Web: <http://www.Ridder.com>



Project number:
Dealer name:
Dealer reference:
Dealer contact person:
Offer subject:
Offered by:

Machine type: Cabinet motor open_close control [02] 1.6A [3P400V+N+PE_50Hz]
Machine series: HortiMaX-Go!
Machine number: 20820031
Machine nominal supply voltage: [3x400V+N+PE/50Hz]
Machine nominal supply current:
Machine connected load:
Machine cos phi:
Machine maximum pre-fuse:

Corporation name:
Corporation address:
Postal code:
Domicile/city:
Region:
Country:
Contact person:
Telephone number:

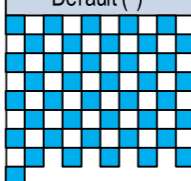
Project name: 20820031EAS010 Cabinet motor open_close control [02] 1.6A [3P400V+N+PE_50Hz]
Project status: [As Build]
Project template: 20820031EAS001 Cabinet motor open_close control [02] 1.6A [3P400V+N+PE_50Hz]
Project initial date: 01/01/2024
Project designed by: MBL
Document number: 20820031EAS010
Page number: 1
Number of pages: 8

Notice 1: [ETO]
Notice 2:
Notice 3:

NEN-EN-IEC 60204-1:2006

Color	Abbreviation	Power circuit
Black	BK	Mains voltage phase
Blue	BU	Mains voltage null
Yellow/green	YEGN	Ground [Systeem ground]
Control circuit		
Red	RD	Control circuit DC24V plus
Blue	BU	Control circuit DC24V min
White	WH	Control circuit DC24V switched
Brown	BN	Control circuit AC24V phase
Yellow	YE	Control circuit AC24V null
Grey	GY	Control circuit AC24V switched
Alarm circuit		
Orange	OG	Signaling and alarm

Wire gauge designation in [mm²]

Default (-)	Originating from page	Optional (-)
		



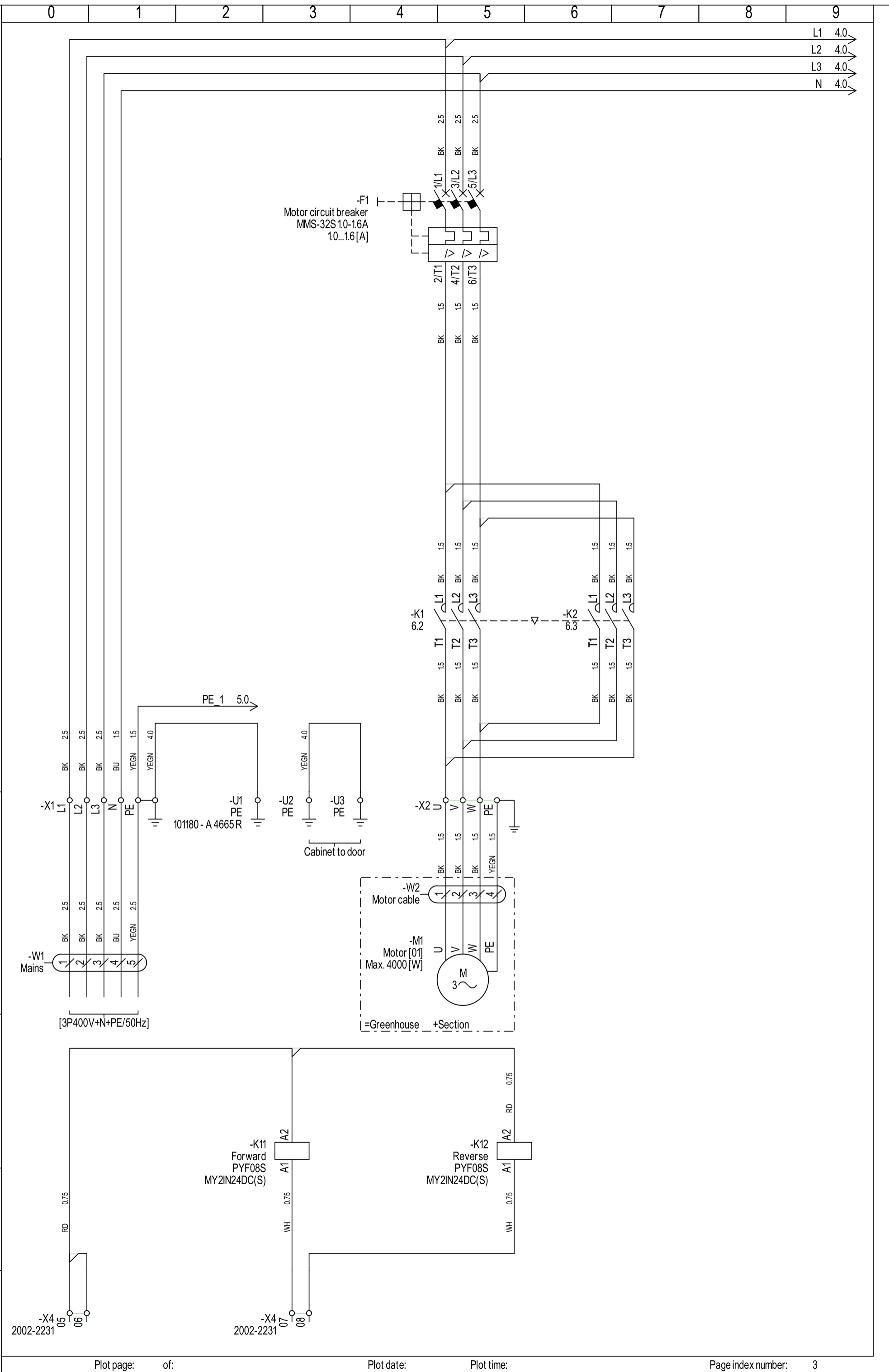
Project file: 20820031EAS010 Cabinet motor open_close control [02] 1.6A [3P400V+N+PE_50Hz]	Page initial date: 01/01/2024	Symbol scale: 1:1	Page: 2
Project number: 20820031EAS010	Function (-): =Unit	Project initial date: 01/01/2024	Page designed by: MBL
URL: http://www.Ridder.com	Location (+): +Main cabinet	Project designed by: MBL	Page revision date:
Document number: 20820031EAS010	Product (-): -Standards	Project status: [As Build]	Page revision:



Project file: 2082003EAS010 Cabinet motor open_close control [02] 1.6A [3P400V+N+PE_50Hz]
 Project number: <http://www.Ridder.com>
 URL: <http://www.Ridder.com>
 Document number: 2082003EAS010

Function (-): =Unit
 Location (+): +Main cabinet
 Product (-): -Motor starter [M]

Project initial date: 01/01/2024
 Project designed by: MBL
 Project status: [As Build]



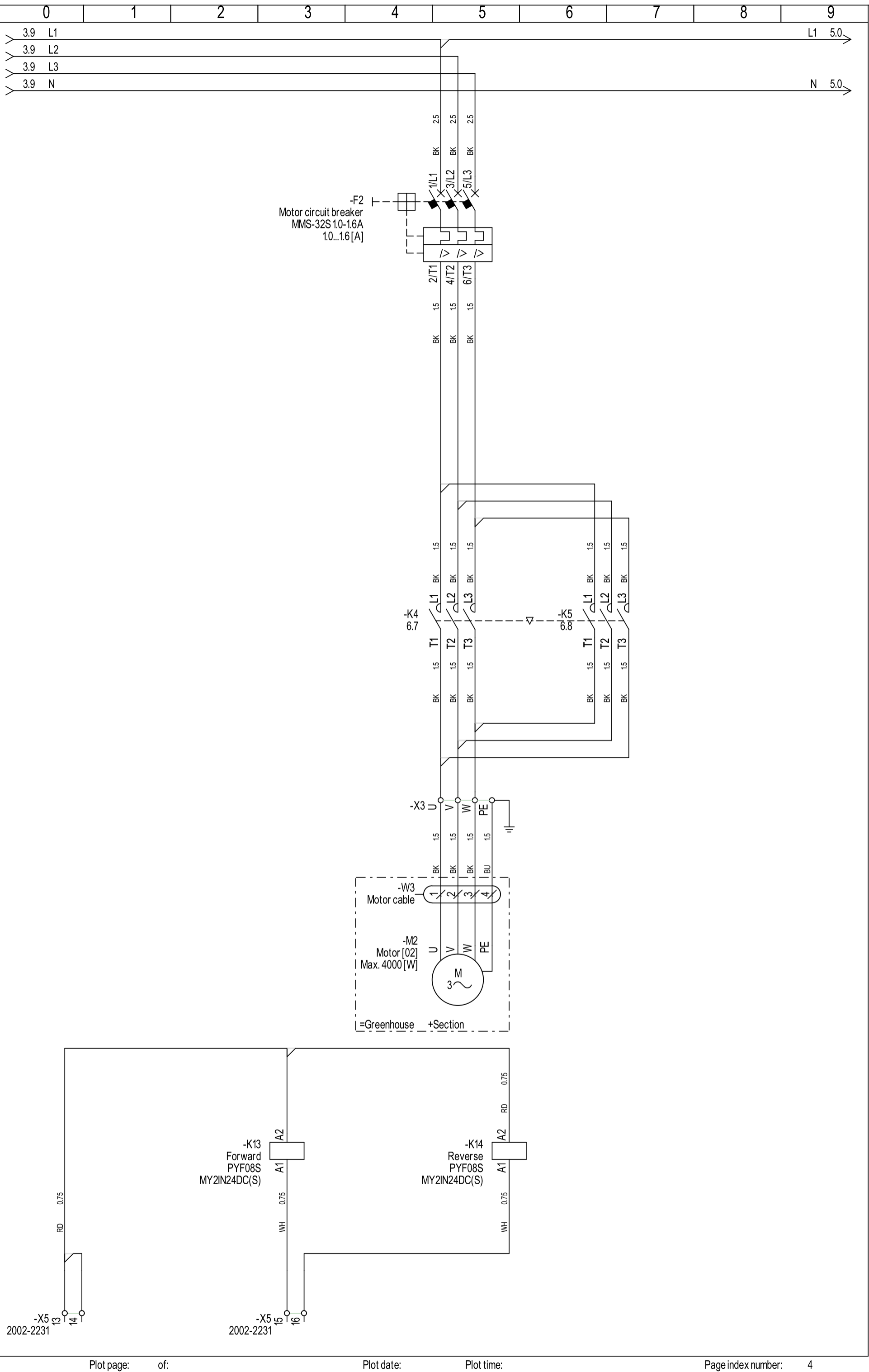



Project file: 2082003IEAS010 Cabinet motor open_close control [02] 1.6A [3P400V+N+PE_50Hz]
Project number: <http://www.Ridder.com>
URL: <http://www.Ridder.com>
Document number: 2082003IEAS010

Function (-): =Unit
Location (+): +Main cabinet
Product (-): -Motor starter [M2]

Project initial date: 01/01/2024
Project designed by: MBL
Project status: [As Build]

Page initial date: 01/01/2024
Page designed by: MBL
Page revision date:
Page revision:





Page index number: 5

Plot time:

Plot date:

of: Plot page:



Project file:	20820031EAS010 Cabinet motor open_close control [02] 1.6A [3P400V+N+PE_50Hz]		Page initial date:	01/01/2024	Symbol scale:	1:1	Page:	5			
Project number:		Function (=):	=Unit	Project initial date:	01/01/2024	Page designed by:	MBL	Drawing scale:	1:1	of:	8
URL:	http://www.Ridder.com		Location (+):	+Main cabinet		Project designed by:	MBL		Page revision date:		Page index:
Document number:	20820031EAS010		Product (-):	-Control power		Project status:	[As Build]		Page revision:		

Customer inquiry [1] - Power rating of controlled motor(s)

2	What is the power rating of the motor(s) the customer wants to control with the cabinet.
The power rating of a controlled motor determines the rating of the motor circuit breaker. What is the power rating of the controlled motor(s)? What is the rating of the applied motor circuit breaker(s)? Register this in the tables below.	

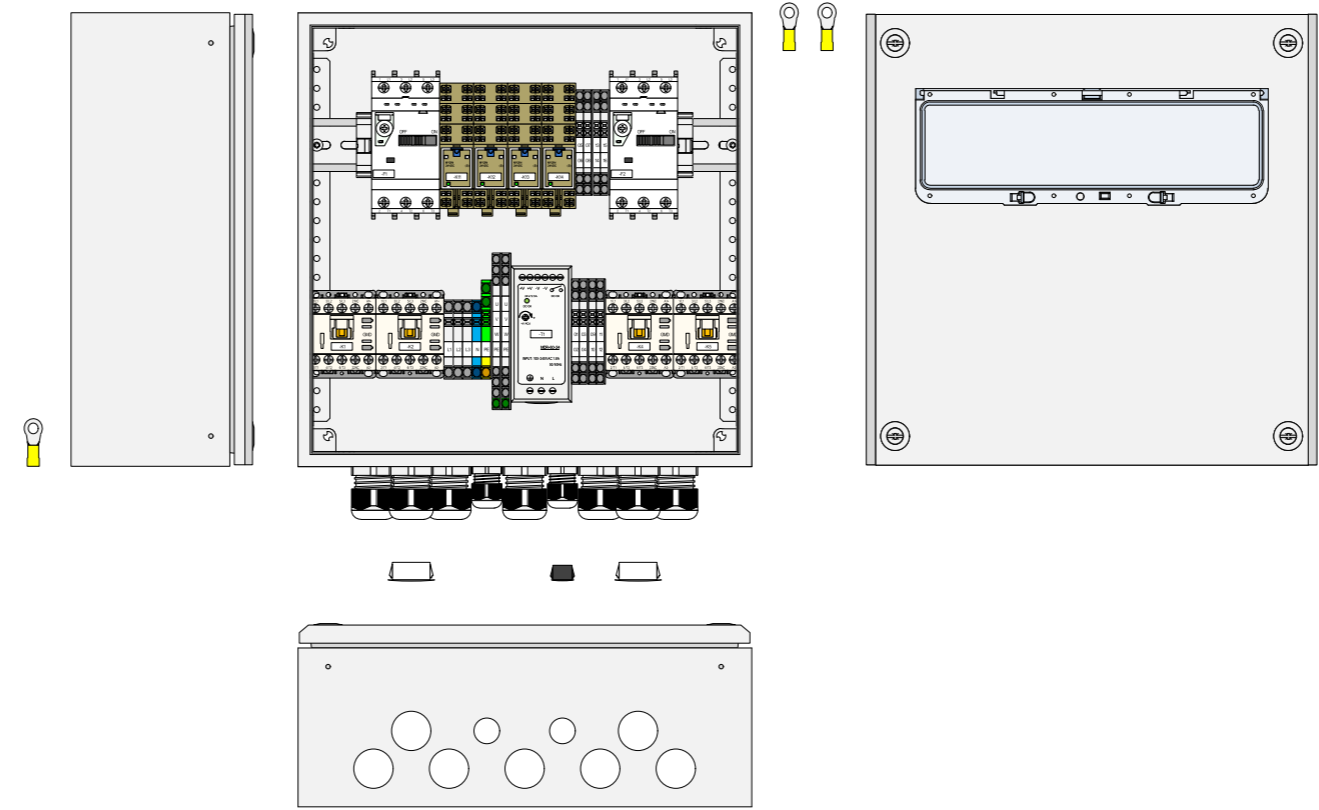
-	Motor	Power rating motor [W]
	[M1]	[W]
	[M2]	[W]

#	Product code	Applied motor circuit breakers	3-phase [W][400V_50/60Hz] max.
	32510061	Motor circuit breaker MMS-32S 0.4-0.63A	120 [W]
	32510101	Motor circuit breaker MMS-32S 0.63-1.0A	250 [W]
2	32510161	Motor circuit breaker MMS-32S 1.0-1.6A	550 [W]
	32510251	Motor circuit breaker MMS-32S 1.6-2.5A	750 [W]
	32510401	Motor circuit breaker MMS-32S 2.5-4.0A	1500 [W]
	32510631	Motor circuit breaker MMS-32S 4.0-6.0A	2200 [W]
	32510800	Motor circuit breaker MMS-32S 5.0-8.0A	3000 [W]
	32511001	Motor circuit breaker MMS-32S 6.0-10.0A	4000 [W]

TERMINAL BLOCK CONNECTIONS			
NO.	DESCRIPTION	WIRE	SIZE
1
2
3
4
5
6
7
8
9

TERMINAL BLOCK CONNECTIONS			
NO.	DESCRIPTION	WIRE	SIZE
1
2
3
4
5
6
7
8
9

TERMINAL BLOCK CONNECTIONS			
NO.	DESCRIPTION	WIRE	SIZE
1
2
3
4
5
6
7
8
9



Project file:	20820031EAS010 Cabinet motor open_close control [02] 1.6A [3P400V+N+PE_50Hz]		Page initial date:	01/01/2024	Symbol scale:	1:5	Page:	8			
Project number:		Function (-):	=Unit	Project initial date:	01/01/2024	Page designed by:	MBL	Drawing scale:	1:5	of:	8
URL:	http://www.Ridder.com		Location (+):	+Main cabinet		Page revision date:		Page index:			
Document number:	20820031EAS010		Product (-):	-Cabinet layout		Project status:	[As Build]	Page revision:			